





























Item Number	Description	Images
AEGIS-90352040	2 X 4 WELD O-LET GRV	
AEGIS-90352060	2 X 6 WELD O-LET GRV	
AEGIS-90352525	2-1/2 X 2-1/2 WELD O-LET GRV	
AEGIS-90352540	2-1/2 X 4 WELD O-LET GRV	
AEGIS-90352560	2-1/2 X 6 WELD O-LET GRV	
AEGIS-90353030	3 X 3 WELD O-LET GRV	
AEGIS-90353040	3 X 4 WELD O-LET GRV	
AEGIS-90353060	3 X 6 WELD O-LET GRV	
ALFXB36	36" FLX HOSE W/BRACKET	
ALFXB48	48" FLX HOSE W/BRACKET	
BFPLG05A	1/2" BLACK PLUG M.I. ANVIL	
BFPLG10A	1" BLACK PLUG M.I. ANVIL	
CP4201-007	3/4" CPVC TEE	
CP4201-010	1" CPVC TEE	
CP4201-012	1-1/4" CPVC TEE	
CP4201-015	1-1/2" CPVC TEE	
CP4201-020	2" CPVC TEE	
CP4201-025	2-1/2" CPVC TEE	
CP4201-030	3"CPVC TEE	
CP4201-102	3/4"X1" CPVC RED TEE	
CP4201-125	1"X3/4"X3/4" CPVC RED TEE	
CP4201-126	1"X3/4"X1" CPVC RED TEE	
CP4201-131	1"X1"X3/4" CPVC RED TEE	
CP4201-158	1-1/4X1X1" CPVC RED TEE	
CP4201-159	1-1/4X1X1-1/4" CPVC REDTEE	
CP4201-167	1-1/4X1-1/4X3/4" CPVC R-TEE	
CP4201-168	1-1/4X1" CPVC RED TEE	
CP4201-202	1-1/2X1-1/4X1" CPVC RED TEE	
CP4201-210	1-1/2X1-1/2X3/4" CPVC RED TEE	
CP4201-211	1-1/2X1" CPVC RED TEE	
CP4201-212	1-1/2X1-1/2X1-1/4" CPVC RED T	
CP4201-248	2"X2"X3/4" CPVC RED TEE	
CP4201-249	2X2X1" CPVC RED TEE	

CP4201-250	2"X2"X1-1/4" CPVC RED TEE	
CP4201-251	2X2X1-1/2" CPVC RED TEE	
CP4201-289	2.5"X2.5"X1" CPVC RED TEE	
CP4201-290	2-1/2"X2-1/2"X1-1/4" CPVC RED	
CP4201-292	2-1/2"X2" CPVC RED TEE	
CP4201-335	3"X3"X1" CPVC RED TEE	
CP4202-010	1" CPVC SPRK TEE	
CP4202-101G	3/4"X3/4"X1/2"GASK.SPK-T	
CP4202-130G	1"X1"X1/2" CPVC TRQ TEE	
CP4202-166G	1 1/4"X1 1/4"X1/2"SPK TRQ	
CP4202-247G	2"X1/2" CPVC TRQ TEE	
CP4206-007	3/4" CPVC 90° ELBOW	
CP4206-010	1" CPVC 90° ELBOW	
CP4206-012	1-1/4" CPVC 90° ELBOW	
CP4206-015	1-1/2" CPVC 90° ELBOW	
CP4206-020	2" CPVC 90° ELBOW	
CP4206-025	2-1/2" CPVC 90° ELBOW	
CP4206-030	3" CPVC 90° ELBOW	
CP4206-131	1"X3/4" CPVC 90° RED ELBOW 420	
CP4207-101G	3/4"X1/2" CPVC 90° SPRK EL	
CP4207-130G	1X1/2" CPVC 90° SPRK EL	
CP4209-010	1" CPVC STREET 90	
CP4209-015	1-1/2" CPVC STREET 90	
CP4216-010	1" CPVC 22.5 ELBOW	
CP4216-012	1-1/4"CPVC 22.5 ELBOW	
CP4216-015	1-1/2"CPVC 22.5 ELBOW	
CP4216-020	2" CPVC 22.5 ELBOW	
CP4216-025	2-1/2" CPVC 22.5 ELBOW	
CP4217-007	3/4" CPVC 45° ELBOW	
CP4217-010	1" CPVC 45° ELBOW	
CP4217-012	1-1/4" CPVC 45° ELBOW	
CP4217-015	1-1/2" CPVC 45° ELBOW	
CP4217-020	2" CPVC 45° ELBOW	
CP4220-010	1" CPVC CROSS	


CP4220-012	1-1/4" CPVC CROSS	
CP4220-015	1-1/2" CPVC CROSS	
CP4220-020	2" CPVC CROSS	
CP4220-025	2-1/2" CPVC CROSS	
CP4221S-075G	1"X1/2" CPVC TRQ SIDEWALL CRSS	
CP4229-007	3/4" CPVC COUPLING	
CP4229-010	1" CPVC COUPLING	
CP4229-012	1-1/4" CPVC COUPLING	
CP4229-015	1-1/2" CPVC COUPLING	
CP4229-020	2" CPVC COUPLING	
CP4229-025	2-1/2" CPVC COUPLING	
CP4229-030	3" CPVC COUPLING	
CP4229-168	1-1/4"X1" CPVC RED CPLG	
CP4229-210	1 1/2"X3/4" CPVC RED COUPLING	
CP4229-211	1 1/2"X1" CPVC RED COUPLING	
CP4233-012	1-1/4" CPVC GRV ADAPTER	
CP4233-015	1-1/2" CPVC GRV ADAPTER	
CP4233-020	2" CPVC GRV ADAPTER	
CP4233-025	2-1/2" CPVC GRV ADAPTER	
CP4233-030	3" CPVC GRV ADAPTER	
CP4235-010	1" CPVC FEMALE ADAPTER	
CP4235-012	1-1/4" CPVC FEM ADAPTER	
CP4235-015	1-1/2" CPVC FEM ADAPTER	
CP4235-020	2" CPVC FEM ADAPTER	
CP4235-101G	3/4"X1/2" CPVC TRQSF HD ADPTR	
CP4235-101SR	3/4"X1/2" CPVC FG FEM ADPTR	
CP4235-130GS	1X1/2" CPVC TRQSF HD ADP	
CP4235-131G	1"X3/4" CPVC TRQSF HD ADAPT	
CP4236-010	1" CPVC MALE ADAPTER	
CP4236-012	1-1/4" CPVC MALE ADAPTER	
CP4236-015	1-1/2" CPVC MALE ADAPTER	
CP4236-020	2" CPVC MALE ADAPTER	
CP4237-131	1X3/4" CPVC BUSHING	
CP4237-167	1-1/4"X3/4" CPVC BUSHING	

CP4237-168	1-1/4X1" CPVC BUSH	
CP4237-210	1-1/2"X3/4" CPVC BUSHING	
CP4237-211	1-1/2X1" CPVC BUSHING	
CP4237-212	1-1/2"X1-1/4" CPVC BUSHING 423	
CP4237-249	2X1" CPVC BUSHING	
CP4237-250	2X1-1/4" CPVC BUSHING	
CP4237-251	2"X1-1/2" CPVC BUSHING	
CP4237-289	2-1/2"X1" CPVC BUSHING	
CP4237-290	2-1/2"X1-1/4" CPVC BUSHING	
CP4237-291	2-1/2"X1-1/2" CPVC BUSHING	
CP4237-292	2-1/2"X2" CPVC BUSHING	
CP4238-101G	3/4X1/2"SPIGOT SPRK ADPT	
CP4238-130G	1"X1/2" SPIGOT SPRK ADPT	
CP4243S-075G	1"X1/2" CPVC TRQ SIDEWALL TEE	
CP4247-007	3/4" CPVC CAP	
CP4247-010	1" CPVC CAP	
CP4247-012	1-1/4" CPVC CAP	
CP4247-015	1-1/2" CPVC CAP	
CP4247-020	2" CPVC CAP	
CP4247-025	2 1/2" CPVC CAP	
CP4247-030	3"CPVC CAP	
CP4251-025	2 1/2" CPVC FLANGE ONE PIECE	
CP4257-007	3/4" CPVC UNION	
CP4257-010	1" CPVC UNION	
CP4257-012	1-1/4" CPVC UNION	
CP4257-015	1-1/2" CPVC UNION	
CP4257-020	2" CPVC UNION	
CP4259-010	1" CPVC TRANSITION UNION	
CP4259-012	1-1/4"CPVC TRANSITION UNI	
CP4278-007	3/4" CPVC SPIG THR HD ADPT 427	
CP4278-010	1" CPVC SPIG THR HD ADPT	
CPCM-150	1-1/4 DAUBER	
CPDEBURRINGTOOL	CPVC 1/2-2 DEBURRINGTOOL DEB-2	
CPSG11810CO	SG118-10CO 1" GRIPLOC REPAIR	



































DGFDCAP1121	1-1/2"X1" DRAIN CAP	
DGFDCAP1141	1-1/4"X1" DRAIN CAP	
DGFDCAP21	2"X1" DRAIN CAP	
DGFDCAP2121	2-1/2"X1" DRAIN CAP	
DGFDCAP31	3"X1" DRAIN CAP	
DGFDCAP41	4"X1" DRAIN CAP	
DGFDCAP61	6"X1" DRAIN CAP	
DS06S	6" DRIVE SHOE (STEEL)	
DTFBUS1005	1"X1/2" DI THRD BUSHING	
DTFBUS1210	1-1/4"X1" DI THRD BUSHING	
DTFBUS1510	1-1/2"X1" DI THRD BUSHING	
DTFBUS1512	1-1/2"X1-1/4" DI THRD BUSHING	
DTFBUS2010	2"X1" DI THRD BUSHING	
DTFBUS2012	2"X1-1/4" DI THRD BUSHING	
DTFBUS2015	2"X1-1/2" DI THRD BUSHING	
DTFCPL10	1" DI THRD COUPLING	
DTFCPL12	1-1/4" DI THRD COUPLING	
DTFCPL15	1-1/2" DI THRD COUPLING	
DTFCPL20	2" DI THRD COUPLING	
DTFCPL25	2-1/2" DI THRD COUPLING	
DTFCRS10	1" DI THRD CROSS	
DTFCRS15	1-1/2" DI THRD CROSS	
DTFCRS20	2" DI THRD CROSS	
DTFL4510	1" 45^ DI THRD ELBOW	
DTFL4525	2-1/2" 45^ DI THRD ELBOW	
DTFL9010	1" 90^ DI THRD ELBOW	
DTFL9012	1-1/4" 90^ DI THRD ELBOW	
DTFL9015	1-1/2" 90^ DI THRD ELBOW	
DTFL9020	2" 90^ DI THRD ELBOW	
DTFPLG15	1-1/2" BLK DI THRD PLUG	
DTFR901005	1"X1/2" 90^ DI THRD RED ELBOW	
DTFR901007	1"X3/4" 90^ DI THRD RED ELBOW	
DTFR901205	1-1/4"X1/2" 90^ DI THRD RED EL	
DTFR901210	1-1/4"X1" 90^ DI THRD RED ELBO	


































DTFR901505	1-1/2"X1/2" 90° DI THRD RED EL	
DTFR901507	1-1/2"X3/4" 90° DI THRD RED EL	
DTFR901510	1-1/2"X1" 90° DI THRD RED ELBO	
DTFR901512	1-1/2"X1-1/4" 90° DI THRD RED	
DTFR902010	2"X1" 90° DI THRD RED ELBOW	
DTFRCPL1005	1"X1/2" DI THRD RED CPLG	
DTFRCPL1007	1"X3/4" DI THRD RED CPLG	
DTFRCPL1207	1-1/4" X 3/4" DI THRD RED CPLG	
DTFRTEE100510	1"X1/2"X1" DI THRD RED TEE	
DTFRTEE100710	1"X3/4"X1" DI THRD RED TEE	
DTFRTEE101005	1"X1"X1/2" DI THRD RED TEE	
DTFRTEE101007	1"X1"X3/4" DI THRD RED TEE	
DTFRTEE101012	1"X1"X1-1/4" DI THRD RED TEE	
DTFRTEE101015	1"X1"X1-1/2" DI THRD RED TEE	
DTFRTEE121005	1-1/4"X1"X1/2" DI THRD RED TEE	
DTFRTEE121007	1-1/4"X1"X3/4" DI THRD RED TEE	
DTFRTEE121010	1-1/4"X1"X1" DI THRD RED TEE	
DTFRTEE121012	1-1/4"X1"X1-1/4" DI THRD RED T	
DTFRTEE121015	1-1/4"X1"X1-1/2" DI THRD RED T	
DTFRTEE121205	1-1/4"X1-1/4"X1/2" DI THRD RED	
DTFRTEE121207	1-1/4"X1-1/4"X3/4" DI THRD RED	
DTFRTEE121210	1-1/4"X1-1/4"X1" DI THRD RED T	
DTFRTEE121215	1-1/4"X1-1/4"X1-1/2" DI THRD R	
DTFRTEE151005	1-1/2"X1"X1/2" DI THRD RED	
DTFRTEE151007	1-1/2"X1"X3/4" DI THRD RED	
DTFRTEE151010	1-1/2"X1"X1" DI THRD RED TEE	
DTFRTEE151015	1-1/2"X1"X1-1/2" DI THRD RED T	
DTFRTEE151205	1-1/2"X1-1/4"X1/2" DI THRD RED	
DTFRTEE151210	1-1/2"X1-1/4"X1" DI THRD RED T	
DTFRTEE151505	1-1/2"X1-1/2"X1/2" DI THRD RED	
DTFRTEE151510	1-1/2"X1-1/2"X1" DI THRD RED T	
DTFRTEE201020	2"X1"X2" DI THRD RED TEE	
DTFRTEE201220	2"X1-1/4"X2" DI THRD RED TEE	
DTFRTEE201505	2"X1-1/2"X1/2" DI THRD RED TEE	

DTFRTEE201510	2"X1-1/2"X1" DI THRD RED TEE	
DTFRTEE201512	2"X1-1/2"X1-1/4" DI THRD RED T	
DTFRTEE201515	2"X1-1/2"X1-1/2" DI THRD RED T	
DTFRTEE202005	2"X2"X1/2" DI THRD RED TEE	
DTFRTEE202007	2"X2"X3/4" DI THRD RED TEE	
DTFRTEE202010	2"X2"X1" DI THRD RED TEE	
DTFRTEE202012	2"X2"X1-1/4" DI THRD RED TEE	
DTFTEE10	1" DI THRD TEE	
DTFTEE12	1-1/4" DI THRD TEE	
DTFTEE15	1-1/2" DI THRD TEE	
DTFTEE20	2" DI THRD TEE	
DTPLG15	1-1/2" DI BLACK PLUG	
ECERCW	4 1/2" EXT. RING FOR CONC WHITE	
ESCIC050	1/2" CH 2PC STEEL CUP 01-600	
ESCIW050	1/2" WH 2PC STEEL CUP 01-602	
ESCIW075	3/4" WH 2PC STEEL CUP 01-622	
ESERRC	5" CHR EXT. RING/OOPS RING	
ESERRW	5" WHT EXT. RING/OOPS RING	
ESSAC	CHROME STEEL SKIRT 01-500	
ESSAW	WHITE STEEL SKIRT 01-502	
FP212OPSNTFXFCH	2-1/2" OPEN SNOOT FXF CHR	
FP911RFA60	6" ROUND FIRE ALARM-CALL 911 S	
FPAAUTOSPRK	4" IPS ALUM AUTO SPRK 09-508	
FPAIRHOSE3FT	AIR HOSE 3-FT 300PSI	
FPAIRHOSE5FT	AIR HOSE 5-FT 300PSI	
FPAIRHOSE7FT	AIR HOSE 7-FT 300PSI	
FPAIRLINE	AIR LINE SIGN	
FPALARMLINE	ALARM LINE SIGN	
FPALARMTEST	ALARM TEST SIGN	
FPASTNDPPAUTOSPRK	4" IPS ALUM STNDPP/AUTO SPRK	
FPAUTOSTDPIPE	4" BRS WALL PLT AUTO SPK-STD PI	
FPAUXDRAIN	AUXILLARY DRAIN SIGN	
FPAWGAUGE300	AIR/WATER 0-300PSI GAUGE	
FPBFDC15	1-1/2" BRASS FIRE DEPT CONNECT	

FPBMC&WPRO	FIG 03-200 BLAZEMASTER CAULK &	
FPCHEADGUARD	1 PC HEADGUARD CHROME	
FPCHRECHEADGUARD	1 PC CHROME REC HEADGUARD	
FPCONVALVE	CONTROL VALVE SIGN	
FPCPWP10	1" CH PLASTIC WALL PLATE	
FPCPWP12	1-1/4" CH PLASTIC WALL PLATE	
FPCPWP15	1-1/2" CH PLASTIC WALL PLATE	
FPCPWP20	2" CH PLASTIC WALL PLATE	
FPCPWP30	3" CH PLASTIC WALL PLATE	
FPDPF	4003910 DEKTITE PIPE FLASHING	
FPDRUMDRIP	DRUM DRIP ASSEMBLY - GALV	
FPFDC904025	4"X2-1/2" 90° FIRE DEPT CONNEC	
FPFDC904025GRV	4"X2-1/2" 90° FDC 4" GRVD	
FPFDCSIGN	FDC SIGN 12X10 (NO ARROW)	
FPFDCST4025	4"X2-1/2" ST FDC (IE33S)	
FPFHAFNPTXMNST25	2 1/2" OPEN SNOOT HOSE SWIVELX	
FPFLANPACK20RG	2" FLANGE PACK W/ RING GASKET	
FPFLANPACK25RG	2-1/2" FLANGE PACK W/ RING GAS	
FPFLANPACK30RG	3" FLANGE PACK W/ RING GASKET	
FPFLANPACK40RG	4" FLANGE PACK W/ RING GASKET	
FPFLANPACK50RG	5" FLANGE PACK W/ RING GASKET	
FPFLANPACK60RG	6" FLANGE PACK W/ RING GASKET	
FPFLANPACK80RG	8" FLANGE PACK W/ RING GASKET	
FPGLQT	GROOVE LUBE QUART PHOENIX	
FPGWP10	1" GALV WALL PLATE	
FPGWP12	1-1/4" GALV WALL PLATE	
FPGWP15	1-1/2" GALV WALL PLATE	
FPGWP20	2" GALV WALL PLATE	
FPHEADCAB030	3 HEAD CABINET 02-402	
FPHEADCAB060	6 HEAD CABINET 02-401	
FPHEADCAB120	12 HEAD CABINET 02-400	
FPHEAEXT0505	1/2X1/2 LONG SPRINKLER EXT	
FPHEAEXT0507	1/2X3/4 LONG SPRINKLER EXT	
FPHEAEXT05X20	1/2X2 LONG SPRINKLER EXT	

FPHEADEXT0705	3/4X1/2 LONG SPRINKLER EXT	
FPHEADEXT0707	3/4X3/4 LONG SPRINKLER EXT	
FPHILTIDPIP38	3/8" FLUSH ANCHOR HDI-P TZ	
FPHOSEADAPT0705	3/4"MH X 1/2" MPT BR HSE ADAPT	
FPHYDCALCPLATE	HYDRAULIC CALC.PLATE SIGN	
FPINSPTEST	INSPECTOR TEST SIGN	
FPKH-EZ-I	1/4"x1-5/8 w/3/8 CPLR KH-EZ-I	
FPMADN1005	1" X 1/2" MERIT ADJ DROP NIPPL	
FPMAINCONT	MAIN CONTROL SIGN	
FPMAINDRAIN	MAIN DRAIN SIGN	
FPMULTIPSSIGN	5X7 MULTI-PURPOSE SYSTEM	
FPN1125	1-1/2"X 5"PROFLO STUD GUARD	
FPNP60	1-1/2"X 3-1/2"NAIL PLATE	
FPPSQT	PIPEFIT SEAL QT-BRUSH TOP	
FPPWGCON	PLASTIC INCH CONCEALED WRENCH	
FPRHEADGUARD	1 PC HEADGUARD RED	
FPRISERROOM	SPRINKLER RISER ROOM SIGN 6X2	
FPROOFCONN90	90^ ROOF CONNECTOR	
FPROOFCONNST	STD ROOF CONNECTOR (1E35)	
FPSG-010	1" SIGHT GLASS 1/2" ORFICE FXF	
FPSIGNCHAIN#16	#16 SIGN CHAIN 250FT	
FPSSNOOTPPC25	2-1/2"SINGLE SNOOT W PLT,PLG&C	
FPSTLBREAKLOCK	SMALL STEEL BREAKLOCK	
FPTEST&DRAIN	TEST & DRAIN SIGN	
FPTHISVACONROLS	THIS VALVE CONTROLS 9x7	
FPTHISVACONROLS4X6	THIS VALVE CONTROLS 4X6	
FPTTAPE05	1/2" TEFLON TAPE	
FPTTAPE07	3/4" TEFLON TAPE	
FPWHWP10	1" WH PLASTIC WALL PLATE	
FPWPBB	ALARM&BELL BOX 02-454-00	
FPWPIA	WALL POST INDICATOR ALEUM	
FS5-020	ONE STEP CEMENT (PINT)	
FS5-030	ONE STEP CEMENT (QUART)	
FV120VBELL060	6" 120VAC BELL 02-450	



































FV120VBELL080	8" 120VAC BELL	
FV120VBELL100	10" 120VAC BELL	
FV2000B10	1" RES DBL BACKFLOW VALVE AMES	
FV2000B12	1 1/4" DBLE BACKFLOW VALVE AMES	
FV2000B15	1 1/2" DBLE BACKFLOW VALVE AMES	
FV2000B20	2" RES DBL BACKFLOW VALVE AMES	
FV30STORZ5040WCAP	5"x4" 30* STORZ FDC w/CAP	
FV350ASTBG25	2-1/2" WILKINS DBL CHK W/BTRFL	
FV4SSWC	4" STRAIGHT STORZ W/CAP	
FVAC&C	2-1/2"ALUM.CAP & CHAIN 07-300-	
FVAGV050	1/2" GLOBE VALVE	
FVAGV100	1" GLOBE VALVE	
FVAGV200	2" GLOBE VALVE	
FVAIP	ADJ INDICATOR POST UL/FM	
FVALNRS3-FF-060	6"NRS GATE VALVE FFX UL/FM	
FVALOSY3-FF-025	2-1/2" FFX OS&Y VALVE	
FVALOSY3-FF-030	3" FFX OS&Y VALVE	
FVALOSY3-GG-020	2" OS&Y VALVE GXG UL/FM	
FVALOSY3-GG-025	2-1/2" OS&Y VALVE GXG UL/FM	
FVALOSY3-GG-030	3" OS&Y VALVE GXG UL/FM	
FVALOSY3-GG-040	4" OS&Y VALVE GXG UL/FM	
FVALOSY3-GG-060	6" OS&Y VALVE GXG UL/FM	
FVALOSY3-GG-080	8" OS&Y VALVE GXG UL/FM	
FVALUMBCAP	ALUMINUM BREAK CAP (SET OF 2)	
FVANRS3-GG-030	3" GXG NRS GATE VALVE	
FVANRS3-GG-040	4" GXG NRS GATE VALVE	
FVANRS3-GG-060	6" GXG NRS GATE VALVE	
FVAOSY3-FF-040	4" FFX OS&Y VALVE	
FVAP&C	2-1/2" ALUM.PLUG & CHAIN	
FVAWGUAGEKIT	AIR/WATER GAUGE KIT	
FVBAV07	3/4" BRASS ANGLE VALVE	
FVBAV10	1" BRASS ANGLE VALVE	
FVBBV02	1/4" BRASS BALL VALVE UL/FM	
FVBBV05	1/2" BRASS BALL VALVE UL/FM	


































FVBBV07	3/4" BRASS BALL VALVE UL/FM	
FVBBV10	1" BRASS BALL VALVE UL/FM	
FVBBV12	1-1/4" BRASS BALL VALVE	
FVBBV15	1-1/2" BRASS BALL VALVE	
FVBBV20	2" BRASS BALL VALVE	
FVBD05	1/2" BALL DRIP	
FVBP&C	2-1/2" BRASS PLUG & CHAIN	
FVBSCV05	1/2" BRASS SWING CHECK VALVE	
FVBSCV07	3/4" BRASS SWING CHECK VALVE	
FVBSCV10	1" BRASS SWING CHECK VALVE	
FVBSCV12	1-1/4" BRASS SWING CHECK VALVE	
FVBSCV15	1-1/2" BRASS SWING CHECK VALVE	
FVBSCV20	2" BRASS SWING CHECK VALVE	
FVCHCAP15	1-1/2" CAP AND CHAIN	
FVDGC200	2" GRXGR SWG CHK VALVE 300PSI	
FVDGC250	2-1/2"GRXGR SWG CHK VLV 300PSI	
FVDGC300	3" GRXGR SWG CHK VALVE 300PSI	
FVDGC400	4" GRXGR SWG CHK VALVE 300PSI	
FVDGC600	6" GRXGR SWG CHK VALVE 300PSI	
FVDGC800	8"GRXGR SWG CHK VALVE 300PSI	
FVFGGPIV60I	6" GXG NRS GATE VALVE IMP	
FVGBTS-300-200	2"GRV BTFY W/TAMP 300PSI UL/FM	
FVGDBFBF60W	6"GG DBL BKFW W/ BTF V. WILK	
FVGDBFBFASTBG30W	3"GG DBL BKFLW W/BTF VLV SS WI	
FVGDBFBFASTBG40W	4"GG DBL BKFLW W/BTF VLV SS WI	
FVGGOSY80I	8" GXG OSY GATE VALVE IMP	
FVHBG100	1" GRV BFV 300PSI UL/FM	
FVHBG125	1-1/4" GRV BFV 300PSI UL/FM	
FVHBG150	1-1/2" GRV BFV 300PSI UL/FM	
FVHBG200	2" GRV BFV 300PSI UL/FM	
FVHBG250	2-1/2" GRV BRS BTF/TAMP 300PSI	
FVHBT100	1" THD BFV 300PSI UL/FM	
FVHBT125	1-1/4" THD BFV 300PSI UL/FM	
FVHBT150	1-1/2" THD BFV 300PSI UL/FM	



































FVHBT200	2"THD BFV 300PSI UL/FM	
FVHPG1C400	4"GRV BTFY W/TAMP 300PSI UL/FM	
FVHPG1C600	6"GRV BTFY W/TAMP 300PSI UL/FM	
FVHPG250	2-1/2"GRV BTFY W/TAMP 300PSI	
FVHPG300	3"GRV BTFY W/TAMP 300PSI UL/FM	
FVHPG400	4"GRV BTFY W/TAMP 300PSI UL/FM	
FVHPG600	6"GRV BTFY W/TAMP 300PSI UL/FM	
FVHPG800	8"GRV BTFY W/TAMP 300PSI UL/FM	
FVHV15	1-1/2" ANGLE HOSE VALVE MXF-NS	
FVHV15WC	1-1/2" ANGLE HOSE VALVE FXM	
FVHV25	2-1/2" ANGLE HOSE VALVE MXF-NS	
FVHV25GT	2-1/2" HOSE VALVE GROOVED X HO	
FVHVADAPT25X15	2-1/2"X1-1/2" BRASS FXM ADAPTE	
FVHVF100	2-1/2" MXF HOSE VALVE ZURN	
FVJKDZ41-300FLG04	4"OS&Y FXF IMP	
FVJMZ45XC2FLG06	6" NRS FXF GATE VALVE	
FVOSY18-010	1" TXT OS&Y GATE VALVE IMP.	
FVPC&C	2-1/2"PLASTIC CAP&CHAIN RED	
FVPCVS-2	PCVS TAMPER SWITCH (OLD PIBV2)	
FVPP&C	2-1/2" PLASTIC PLUG & CHAIN	
FVPRSW10PSI	PRESSURE SWITCH 10 PSI (EPS10)	DELETING
FVPRSW40PSI	PRESSURE SWITCH 40 PSI (EPS40)	DELETING
FVPRVALVE50	1/2" PRESSURE RELIEF VALVE 175	
FVPS40-2	HIGH/LO PRESSURE IND SPDT PS40	
FVRCWBV20	2" COMM RISER w/BASE TRIM	
FVRCWBV25	2-1/2" COMM RISER w/BASE TRIM	
FVRCWBV40	4" COMM RISER w/BASE TRIM	
FVRCWTDPRV25	2-1/2" COM RISER w/T&D & PRV	
FVRCWTT20	2" COMM RISER w/TEST & DRAIN	
FVRCWTT25	2-1/2" COMM RISER w/TEST & DRA	
FVRCWTT30	3" COMM RISER w/TEST & DRAIN	
FVRCWTT40	4" COMM RISER w/TEST & DRAIN	
FVRCWTT60	6" COMM RISER w/TEST & DRAIN	
FVRRISPRVTRIMKIT4060	COMMERCIAL RISER PRV TRIM KIT	

FVRRWBV10	1" RESI RISER MANIFOLD w/BALL	
FVRRWBV12	1-1/4" RESI RISER MAN w/BALL V	
FVRRWBV15	1-1/2" RESI RISER MAN w/BALL V	
FVRRWBV20	2" RESI RISER MAN w/BALL VALVE	
FVRRWCV10	1" RESI RISER MANIFOLD POTTER	
FVRRWCV12	1-1/4" RESI RISER MAN POTTER	
FVRRWCV15	1-1/2" RESI RISER MAN POTTER	
FVRRWPRV10	1"RES.RISER W/PRV TRIM	
FVRRWPRV12	1-1/4" RES.RISER W/PRV TRIM	
FVRRWPRV15	1-1/2" RES.RISER W/PRV TRIM	
FVRRWPRV20	2"RES.RISER W/PRV TRIM	
FVSWIVELREPLACEKIT	2-1/2" SWIVEL ASSEMBLY REPLACE	
FVT&D -012	1 1/4" T&D 1/2 ORF THD	
FVT&D-010	1" T&D 1/2 ORF THD	
FVT&D-020	2" TEST AND DRAIN	
FVTAMPSW	OSY2 / TAMPER SWITCH	
FVVA3WAY025	1/4" 3-WAY VALVE 06-600-00	
FVWFD20	2" WATERFLOW DETECTOR	
FVWFD25	2-1/2" WATERFLOW DETECTOR	
FVWFD30	3" WATERFLOW DETECTOR	
FVWFD40	4" WATERFLOW DETECTOR	
FVWFD60	6" WATERFLOW DETECTOR	
FVWFD80	8" WATERFLOW DETECTOR	
FVWFDGL	GL1"-2"VSR-SG W/GLUE IN UNION	
FVWFDTRPOTTER	THD1" WATERFLOW DETECTOR VSR-S	
FVWFDVSR-6	6" VSR-6 WATERFLOW DETECTOR	
FVWFDVSR-S	1"-2" THD LANDSDALE VSR-S FLW	
GAAMD1	AIR MAINTENANCE DEVICE	
GAKVP4X4	SET OF 4 VIBRATION PADS	
GALT1200-A	LBE TNK MNT 1200G-1-1/2HP-230V	
GALT1200-B	TANK MOUNT 1200G-3HP	
GALT20033A	LUBE TANK MNT 200G-1/3HP-115V	
GALT29050A	LUBE TANK MNT 290G-1/2HP-115V	
GALT36575A	LUBE TANK MNT 365G-3/4HP-115V	

GALT425100A	LUBE TANK MNT 425G-1HP-115V	
GAMGX0B208	STARTER 208V	
GAOLR120-A	RISER MOUNT 120G 1/6HP-115	
GAOLR25033AC	RISER MOUNT 250G-1/3HP-115V	
GAOLR32016AC-LP	RISER MOUNT 320G-1/6HP-115V LP	
GAOLR36550AC	RISER MOUNT 400G-1/2HP-115V	
GAOLR43075AC	RISER MOUNT 500G-3/4HP-115V	
GAOLR55033AC-LP	RISER MOUNT 550G-1/3HP-115V LP	
GAOLR615100AC	RISER MOUNT 600G-1HP-115V	
GAOLT40050AC	TANK MOUNT 400G-1/2HP-115V	
GAOLT600100AC	TANK MOUNT 600G-1HP-60HZ 1PH	
HANG20738	FIG. 207 3/8 THREADED SIDE BEA	
HANG69NC10	1/2"-1" ADJ. SWIVEL O-RING ANV	
HANG69NC12	1-1/4" ADJUST SWIVEL O-RING AN	
HANG69NC15	1-1/2" ADJUST SWIVEL O-RING AN	
HANG69NC20	2" ADJUST SWIVEL O-RING ANVIL	
HANG69NC25	2-1/2" ADJUST SWIVEL O-RING AN	
HANG69NC30	3" ADJUST SWIVEL O-RING ANVIL	
HANG69NC40	4" ADJUST SWIVEL O-RING ANVIL	
HANG69NC60	6" ADJUST SWIVEL O-RING ANVIL	
HANG69NC80	8" ADJUST SWIVEL O-RING ANVIL	
HANG69R-RS03100	3/8" X 10" #69R RETAINING STRA	
HANG69R-RS03120	3/8" X 12" #69R RETAINING STRA	
HANG69R-RS03140	3/8" X 14" #69R RETAINING STRA	
HANG74-A-EG	FIG 74-A STRUCTURAL ATTACHMENT	
HANG77-1-1/2-PGL	FIG 77 - 1-1/2" PIPE ATT	
HANG77-1-1/4-PGL	FIG 77 - 1-1/4" PIPE ATT	
HANG77-1-PGL	FIG 77 - 1" PIPE ATT	
HANG77-2-PGL	FIG 77 - 2" PIPE ATT	
HANG775025	2-1/2" FIG775 LAT./LONG BRACE	
HANG775030	3" FIG775 LAT./LONG.BRACE CLAM	
HANG775040	4" FIG775 LAT./LONG.BRACE CLAM	
HANG775060	6" FIG775 LAT./LONG.BRACE CLAM	
HANG906BACKNUT	906 BACKING NUT	



































HANGAF0351210	AF035 1-1/4X1 SWAY BRACE FTG	
HANGAF0351510	AF035 1-1/2X1 SWAY BRACE FTG	
HANGAF0352010	AF035 2X1 SWAY BRACE FTG	
HANGAF0352510	AF035 2-1/2X1 SWAY BRACE FTG	
HANGAF0353010	AF035 3X1 SWAY BRACE FTG	
HANGAF0354010	AF035 4X1 SWAY BRACE FTG	
HANGAF07510	1" AF075 SWAY BRACE SWIVEL ATT	
HANGAF076	AF076 ATTCHMNT FTG UNIV LOCK	
HANGAF07710	1" AF077 ATTCHMNT FTG LOCKING	
HANGAF087UL	AF087UL SWAYBRACE ADPTR-STL	
HANGAF310	1"-2" AF310 SURGE REST.	
HANGAF70005	AF700 1/2 SEISMIC JAW ASSEM	
HANGAF730012	AF730 1-1/4" PLN LAT/LONG CLP	
HANGAF730015	AF730 1-1/2" PLN LAT/LONG CLP	
HANGAF730020	AF730 2" PLN LAT/LONG CLP	
HANGAF730025	AF730 2-1/2" PLN LAT/LONG CLP	
HANGAF730030	AF730 3" PLN LAT/LONG CLP	
HANGAF730040	AF730 4" PLN LAT/LONG CLP	
HANGAF730060	AF730 6" PLN LAT/LONG CLP	
HANGAF730080	AF730 8" PLN LAT/LONG CLP	
HANGAF735025	AF735 2-1/2" PLN LAT MLT BRACE	
HANGAF735030	AF735 3" PLN LAT MLT BRACE	
HANGAF735040	AF735 4" PLN LAT MLT BRACE	
HANGAF735060	AF735 6" PLN LAT MLT BRACE	
HANGAF735080	AF735 8" PLN LAT MLT BRACE	
HANGAS500EH10PG	13/16x1 5/8 STRUT X 10' THIN	
HANGAS651X120	AS651 STRUT WALL BRACKET-12	
HANGAS651X180	AS651 STRUT WALL BRACKET-18	
HANGASNSCLNUTNS38Z	3/8" ASNS HDG NUT W/O SPRING	
HANGCC03	3/8" FIG-92 TOP BEAM CLAMP	
HANGCC05	1/2" FIG-92 TOP BEAM CLAMP	
HANGCEILPLATE03	3/8" CEILING PLATE (2 PIECES)	
HANGCPVC1H07	3/4" CPVC 1-HOLE HANGER	
HANGCPVC1H10	1" CPVC 1-HOLE HANGER #185	

HANGPVC2H07	3/4" CPVC 2-HOLE STRAP HANGER	
HANGPVC2H10	1" CPVC 2-HOLE STRAP HGR #186	
HANGPVC2H12	1-1/4" CPVC 2-HOLE STRAP #186	
HANGPVC2H15	1-1/2" CPVC 2-HOLE STRAP #186	
HANGPVC2H20	2" CPVC 2-HOLE STRAP #186	
HANGPVC2H25	2-1/2" CPVC 2-HOLE STRAP	
HANGPVCDOS07	3/4" DOUBLE OFFSET CPVC HANGER	
HANGPVCDOS07A	3/4" CPVC DBLE OFFSET W/HOLE	
HANGPVCDOS10	1" CPVC DOUBLE OFFSET HANGER	
HANGPVCDOS10A	1" CPVC DBLE OFFSET W/HOLE	
HANGPVCDOS12	1-1/4" DOUBLE OFFSET CPVC HANG	
HANGPVCFTS12Z	#10x1-1/4" CPVC FASTITE SCREWS	PART ENDING
HANGPVCNB07R	3/4" CPVC STANDOFF HGR 188R	
HANGPVCNB10R	1" CPVC STANDOFF HANGER 188R	
HANGPVCNB12	1-1/4" CPVC STANDOFF HGR 188R	
HANGPVCNB15	1-1/2" CPVC STANDOFF HGR 188R	
HANGPVCNB20	2" CPVC STANDOFF HANGER 188R	
HANGPVCSM07	3/4" CPVC SIDEMOUNT HANGER	
HANGPVCSM10	1" CPVC SIDEMOUNT HANGER	
HANGPVCSM12	1-1/4" CPVC SIDEMOUNT HANGER	
HANGPVCSM15	1-1/2" CPVC SIDEMOUNT HANGER	
HANGPVCSM20	2" CPVC SIDEMOUNT HANGER	
HANGDIA12	RX-12 DROP IN ANCHOR	
HANGDIA38	RX-38 DROP IN ANCHOR	
HANGDIATool	SETTING TOOL FOR RX-38	
HANGHEXNUT05	1/2" HEX NUT ZINC	
HANGHEXNUT38ZINC	3/8" HEX NUT ZINC	
HANGHEXSCREW03X15	3/8" X 1-1/2" HEX CAP SCREW	
HANGHEXSCREW05X15	1/2" X 1-1/2" HEX CAP SCREW	
HANGHMETALSCREW10	3/8"X1"HRZ. METAL SCREW SWDR-1	
HANGHMETALSCREW10D	3/8"X1"HRIZ. METAL SCREW SWD1	
HANGHMETALSWD20	3/8"X2"HRIZ. METAL SCREW SWD20	
HANGHMETALSWDR516	SWDR 516 SIDEWINDER	
HANGHWOODSAM20	3/8"X2" HORIZWOOD SAMMY SWG20	


HANGHWOODSIDE10	3/8" H-WOOD SAMSCREW SWG10	
HANGMETALDSTR516	3/8"X1-1/4" DSTR 516 (8039957)	
HANGNUTDRV14BLK	#14 BLACK NUT DRIVER	
HANGNUTDRV14RED	#14 RED NUT DRIVER	
HANGPBARJBEAMATT	778 PLAIN BAR JOIST BEAM ATTAC	
HANGPC21220	2" FIG 212 ANVIL PIPE CLAMP	
HANGPC21225	2-1/2" FIG212 ANVIL PIPE CLAMP	
HANGPC21230	3" FIG 212 ANVIL PIPE CLAMP	
HANGPC21240	4" FIG 212 ANVIL PIPE CLAMP	
HANGPC21260	6" FIG 212 ANVIL PIPE CLAMP	
HANGPC21280	8" FIG 212 ANVIL PIPE CLAMP	
HANGQBCLAMP1010	1" X 1" AF001 QBRACE CLAMP	
HANGQBCLAMP1210	1-1/4" X 1" AF001 QBRACE CLAM	
HANGQBCLAMP1510	1-1/2" X 1" AF001 QBRACE CLAM	
HANGQBCLAMP2010	2" X 1" AF001 QBRACE CLAMP	
HANGQBCLAMP2510	2-1/2" X 1"AF001 QBRACE CLAMP	
HANGQBCLAMP3010	3" X 1"AF001 QBRACE CLAMP	
HANGQBCLAMP4010	4" X 1" AF001 QBRACE CLAMP	
HANGQBCLAMP6010	6" X 1" AF035 QBRACE CLAMP	
HANGQBCLAMP8010	8" X 1"AF035 QBRACE CLAMP	
HANGQBCLAMPHD3010	3" X 1" FIG 776 QBRACE CLAMP H	
HANGQBCLAMPHD4010	4" X 1" FIG 776 QBRACE CLAMP H	
HANGQSWJOINTCONN38	3/8" AF777 SWIVEL ATTACHMENT	
HANGRC12	1-1/4" RISER CLAMP	
HANGRC15	1-1/2" RISER CLAMP	
HANGRC20	2" RISER CLAMP	
HANGRC25	2-1/2" RISER CLAMP	
HANGRC30	3" RISER CLAMP	
HANGRC40	4" RISER CLAMP	
HANGRC60	6" RISER CLAMP	
HANGRC80	8" RISER CLAMP	
HANGROD03Z	3/8" ZINC ALL THREAD ROD	
HANGROD05Z	1/2" ZINC ALL THREAD ROD	
HANGRODZCPL15	1/2"X0-1-3/4" ROD COUPLING	






















HANGRODZCPLSHT	3/8"X1-3/4" ROD COUPLING	
HANGSBSA10	1" FIG 771 SWAY BRACE SWIVEL A	
HANGSCREW	#10x 1" HEX HEAD WASHER SCREW	
HANGSTRUT10	1 5/8"X1 5/8"X 10' ZINC STRUT	
HANGUSC10	1" IPS UNI STRUT CLAMP	
HANGUSC12	1-1/4" IPS UNI STRUT CLAMP	
HANGUSC15	1-1/2" IPS UNI STRUT CLAMP	
HANGUSC20	2" IPS UNI STRUT CLAMP	
HANGUSC25	2-1/2" IPS UNI STRUT CLAMP	
HANGUSC30	3" IPS UNI STRUT CLAMP	
HANGUSC40	4" IPS UNI STRUT CLAMP	
HANGUSC60	6" IPS UNI STRUT CLAMP	
HANGVMETALDSTR15	3/8"X1-1/2" VERT.SAM. DSTR1.5	
HANGVMETALSAM10	3/8"X1" VERT. METAL SAM DST10	
HANGVMETALSAM20	3/8"X2" VERT. METAL SAM DST20	
HANGVMETALSCREWXP10	3/8" VERT.MET.XPRESS XP20	
HANGVMETALSCREWXP35	3/8" VERT.MET.XPRESS XP35	
HANGVMETALSST30	3/8"V-METAL SAM. SCREW TOGGLE	
HANGVWOODSAM10	3/8" V-WOOD GST10 SAM SCREW X	
HANGVWOODSAM20	3/8"X2" V-WOOD SAMMY GST20	
HANGVWOODSAM25	3/8"X2.5" V-WOOD SAMMY GST25	
HANGVWOODSAM30	3/8"X3" VERTWOOD SAMMY GST30	
HANGVWOODSWIV20	3/8"V-WOOD SWIVEL SH-GST20	
HANGWASH05Z	1/2" FLAT WASHER ZINC	
HANGWASH38Z	3/8" FLAT WASHER ZINC	
IPV212350ASTBG	2-1/2 ZURN DBL CHECK VAL GRV E	
IPV2123CHECKTRIM	2-1/2 - 3 CHECK TRIM KIT FOR F	
IPV212F210R	2-1/2 RISER CHECK ZURN F BODY	
IPV2F210R	2 RISER CHECK ZURN F210R BODY	
IPV3350ASTBG	3 ZURN DBL CHECK VALVE GRV END	
IPV3F210R	3 RISER CHECK ZURN F210R BODY	
IPV3-FP56	3" ZURN CROSS GXGXGXG	
IPV4350ASTBG	4 ZURN DBL CHECK VALVE GRV END	
IPV48CHECKTRIM	4 - 8 CHECK TRIM KIT FOR F210R	

IPV4F210R	4 RISER CHECK ZURN F210R BODY	
IPV6F210R	6 RISER CHECK ZURN F210R BODY	
IPV8F210R	8 RISER CHECK ZURN F210R BODY	
P-007	3/4" CPVC SCH40 PIPE X 15'	
P-010	1" CPVC SCH40 PIPE X 15'	
P-012	1-1/4" CPVC SCH40 PIPE X 15'	
P-015	1-1/2" CPVC SCH40 PIPE X 15'	
P-020	2" CPVC SCH40 PIPE X 15'	
P-025	2-1/2" CPVC SCH40 PIPE X 15'	
P-030	3" CPVC SCH40 PIPE X 15'	
V000773000	CROSS WALL PIV - 773	
V024705100D	2-1/2 FIRELOCK SERIES 705 B-FL	
V024717PE0D	2-1/2 717 CHK VLV DOMESTIC	
V030705100	3 FIRELOCK SERIES 705 B-FLY	
V030705100D	3 FIRELOCK SERIES 705 B-FLY	
V040705100	4 705 BUTTERFLY VLV W/O TAP	
V040705100D	4 705 BFLY VLV W/O TAP DOM	
V040707900	4 FIRELOCK 707C CL B-FLY	
V040707900D	4 FIRELOCK 707C CL B-FLY DOM	
V040717PE0	4 CKV 717 FIRELOCK VALVE	
V040717PE0D	4 CKV 717 FIRELOCK VALVE DOM	
V040772R01	4 NRS GATE VALVE GXG - 772H	
V060705100	6 FIRELOCK SERIES 705 B-FLY	
V060705100D	6 FIRELOCK SERIES 705 B-FLY D	
V060717PE0	6 CKV 717 E UL/FM/ULC/VdS 1/2	
V060717PE0D	6 CKV 717 E UL/FM DOM	
V080705100	8 FIRELOCK SERIES 705 B-FLY	
V080707900D	8 FIRELOCK 707C CL B-FLY DOM	
V10X8CONCRED50	10x8 CONC RD 50 ORG	
V1121213	1-1/4 11-1/4 ELL 13 ORG	
V1121513	1-1/2 11-1/4 ELL 13 ORG	
V112213	2 11-1/4 ELL 13 ORG	
V112213D	2 11-1/4 ELL 13 ORG DOM	
V112213GLVD	2 11-1/4 ELL 13 GLV DOM	
















V1122513	2-1/2 11-1/4 ELL 13 ORG	
V112313	3 11-1/4 ELL 13 ORG	
V112413	4 11-1/4 ELL 13 ORG	
V112613	6 11-1/4 ELL 13 ORG	
V112613D	6 11-1/4 ELL 13 ORG DOM	
V12x1OTLTCPL922	1-1/4x1 OTLT 922 E TYPE A	
V12x5OTLTCPL922	1-1/4x1/2 OTLT 922 E TYPE A	
V12x75OTLTCPL922	1-1/4x3/4 OTLT 922 E TYPE A	
V15x12CONCRED50	1-1/2x1-1/4 CONC RD 50 ORG	
V15x1OTLTCPL922	1-1/2x1 OTLT 922 E TYPE A	
V15x5OTLTCPL922	1-1/2x1/2 OTLT 922 E TYPE A	
V15x75OTLTCPL922	1-1/2x3/4 OTLT 922 E TYPE A	
V2251212	1-1/4 22-1/2 ELL 12 ORG	
V2251512	1-1/2 22-1/2 ELL 12 ORG	
V22525GSNK12	2-1/2 22-1/2 GSNK ELL 12 ORG	
V2252GSNK12	2 22-1/2 GSNK ELL 12 ORG	
V2253GSNK12	3 22-1/2 GSNK ELL 12 ORG	
V225412	4 22-1/2 ELL 12 ORG	
V225412D	4 22-1/2 ELL 12 ORG DOM	
V2256GSNK12	6 22-1/2 GSNK ELL 12 ORG	
V25X12CONCRED50	2-1/2x1-1/4 CONC RD 50 ORG	
V25x12MT920FEM	2-1/2x1-1/4 MEC-T 920 FEM	
V25x12MT920GRV	2-1/2x1-1/4 MEC-T 920 GRV	
V25x15CONCRED50	2-1/2x1-1/2 CONC RD 50 ORG	
V25x15MT920FEM	2-1/2x1-1/2 MEC-T 920 FEM	
V25x15MT920GRV	2-1/2x1-1/2 MEC-T 920 GRV	
V25x1OTLTCPL922	2-1/2x1 OTLT 922 E TYPE A	
V25x2CONCRED50	2-1/2x2 CONC RD 50 ORG	
V25x2CONCRED50D	2-1/2x2 CONC RD 50 ORG DOM	
V25x2REDCPL750	2-1/2x2 CPL 750 E ORG	
V25x2REDCPL750D	2-1/2x2 CPL 750 E ORG DOM	
V25x75OTLTCPL922	2-1/2x3/4 OTLT 922 E TYPE A	
V2x12CONCRED50	2x1-1/4 CONC RD 50 ORG	
V2X12MT920FEM	2x1-1/4 MEC-T 920 FEM	



































V2X12MT920GRV	2x1-1/4 MEC-T 920 GRV	
V2x15CONCRED50	2x1-1/2 CONC RD 50 ORG	
V2x15CONCRED50D	2x1-1/2 CONC RD 50 ORG DOM	
V2X15MT920FEM	2x1-1/2 MEC-T 920 FEM	
V2X15MT920GRV	2x1-1/2 MEC-T 920 GRV	
V2x15REDCPL750	2x1-1/2 CPL 750 E ORG	
V2X15REDCPL750D	2x1-1/2 CPL 750 E ORG DOM	
V2x15REDCPL750GLVD	2x1-1/2 CPL 750 E GLV DOM	
V2x1OTLTCPL922	2x1 OTLT 922 E TYPE A	
V2x5OTLTCPL922	2x1/2 OTLT 922 E TYPE A	
V3x10MT920FEM	3x1 MEC-T 920 FEM	
V3x12MT920FEM	3x1-1/4 MEC-T-T 920 FEM	
V3x12MT920GRV	3x1-1/4 MEC-T 920 GRV	
V3x15CONCRED50	3x1-1/2 CONC RD 50 ORG	
V3x15MT920FEM	3x1-1/2 MEC-T 920 FEM	
V3x15MT920GRV	3x1-1/2 MEC-T 920 GRV	
V3x25CONCRED50	3x2-1/2 CONC RD 50 ORG	
V3x25REDCPL750	3x2-1/2 CPL 750 E ORG	
V3X25REDCPL750D	3x2-1/2 CPL 750 E ORG DOM	
V3x2CONCRED50	3x2 CONC RD 50 ORG	
V3X2CONCRED50D	3x2 CONC RD 50 ORG DOM	
V3x2MT920FEM	3x2 MEC-T 920 FEM	
V3x2MT920GRV	3x2 MEC-T 920 GRV	
V3x2REDCPL750	3x2 CPL 750 E ORG	
V4512003	1-1/4 45 ELL 003 ORG FL	
V451211	1-1/4 45 ELL 11 ORG	
V451211D	1-1/4 45 ELL 11 ORG DOM	
V4515003	1-1/2 45 ELL 003 ORG FL	
V451511	1-1/2 45 ELL 11 ORG	
V451511D	1-1/2 45 ELL 11 ORG DOM	
V452003	2 45 ELL 003 ORG FL	
V452003D	2 45 ELL 003 ORG FL DOM	
V4525003	2-1/2 45 ELL 003 ORG FL	
V4525003D	2-1/2 45 ELL 003 ORG FL DOM	

V453003	3 45 ELL 003 ORG FL	
V453003D	3 45 ELL 003 ORG FL DOM	
V45311	3 45 ELL 11 ORG	
V454003	4 45 ELL 003 ORG FL	
V454003D	4 45 ELL 003 ORG FL DOM	
V454003GLVD	4 45 ELL 003 GLV FL DOM	
V45411	4 45 ELL 11 ORG	
V456003	6 45 ELL 003 ORG FL	
V456003D	6 45 ELL 003 ORG FL DOM	
V458003D	8 45 ELL 003 ORG FL DOM	
V4x10MT920FEM	4x1 MEC-T 920 FEM	
V4x12MT920FEM	4x1-1/4 MEC-T 920 FEM	
V4x12MT920GRV	4x1-1/4 MEC-T 920 GRV	
V4x15MT920FEM	4x1-1/2 MEC-T 920 FEM	
V4x15MT920GRV	4x1-1/2 MEC-T 920 GRV	
V4x25CONCRED50	4x2-1/2 CONC RD 50 ORG	
V4X25CONCRED50D	4x2-1/2 CONC RD 50 ORG DOM	
V4x25MT920FEM	4x2-1/2 MEC-T 920 FEM	
V4x25MT920GRV	4x2-1/2 MEC-T 920 GRV	
V4x25REDCPL750	4x2-1/2 CPL 750 E ORG	
V4X25REDCPL750D	4x2-1/2 CPL 750 E ORG DOM	
V4x2CONCRED50	4x2 CONC RD 50 ORG	
V4x2MT920FEM	4x2 MEC-T 920 FEM	
V4x2MT920GRV	4x2 MEC-T 920 GRV	
V4x2REDCPL750	4x2 CPL 750 E ORG	
V4x3CONCRED50	4x3 CONC RD 50 ORG	
V4x3CONCRED50D	4x3 CONC RD 50 ORG DOM	
V4x3CONCRED50GLV	4x3 CONC RD 50 GLV	
V4x3MT920FEM	4x3 MEC-T 920 FEM	
V4x3MT920GRV	4x3 MEC-T 920 GRV	
V4x3REDCPL750	4x3 CPL 750 E ORG	
V4x3REDCPL750D	4x3 CPL 750 E ORG DOM	
V4x3REDCPL750GLVD	4x3 CPL 750 E GLV DOM	
V5x15MT920FEM	5x1-1/2 MEC-T 920 FEM	

V5x15MT920GRV	5x1-1/2 MEC-T 920 GRV	
V5x25MT920GRV	5x2-1/2 MEC-T 920 GRV	
V5x2MT920FEM	5x2 MEC-T 920 FEM	
V5x2MT920GRV	5x2 MEC-T 920 GRV	
V5X4CONCRED50	5x4 CONC RD 50 ORG	
V6x12MT920GRV	6x1-1/4 MEC-T 920 GRV	
V6x15MT920FEM	6x1-1/2 MEC-T 920 FEM	
V6x15MT920GLVGRV	6x1-1/2 MEC-T 920 GLV GRV	
V6x25MT920FEM	6x2-1/2 MEC-T 920 FEM	
V6x25MT920GRV	6x2-1/2 MEC-T 920 GRV	
V6X2CONCRED50	6x2 CONC RD 50 ORG	
V6x2MT920FEM	6x2 MEC-T 920 FEM	
V6x2MT920GRV	6x2 MEC-T 920 GRV	
V6x3CONCRED50	6x3 CONC RD 50 ORG	
V6x3MT920GRV	6x3 MEC-T 920 GRV	
V6x4CONCRED50	6x4 CONC RD 50 ORG	
V6x4CONCRED50D	6x4 CONC RD 50 ORG DOM	
V6X4CONCRED50GLVD	6x4 CONC RD 50 GLV DOM	
V6x4ECCRED51D	6x4 ECC RD 51 ORG DOM	
V6X4MT920FEM	6x4 MEC-T 920 FEM	
V6X4MT920GRV	6x4 MEC-T 920 GRV	
V6x4REDCPL750	6x4 CPL 750 E ORG	
V6x4REDCPL750D	6x4 CPL 750 E ORG DOM	
V6x4REDCPL750GLVD	6x4 CPL 750 E GLV DOM	
V6X5CONCRED50	6x5 CONC RD 50 ORG	
V8x2MT920GRV	8x2 MEC-T 920 GRV	
V8x4CONCRED50D	8x4 CONC RD 50 ORG DOM	
V8X6CONCRED50	8x6 CONC RD 50 ORG	
V8x6CONCRED50D	8x6 CONC RD 50 ORG DOM	
V8x6REDCPL750	8x6 CPL 750 E ORG	
V9012001	1-1/4 90 ELL 001 ORG FL	
V9012001D	1-1/4 90 ELL 001 ORG FL DOM	
V901210	1-1/4 90 ELL 10 ORG	
V901210D	1-1/4 90 ELL 10 ORG DOM	

































V901210GLVD	1-1/4 90 ELL 10 GLV DOM	
V9015001	1-1/2 90 ELL 001 ORG FL	
V9015001D	1-1/2 90 ELL 001 ORG FL DOM	
V901510D	1-1/2 90 ELL 10 ORG DOM	
V902001	2 90 ELL 001 ORG FL	
V902001D	2 90 ELL 001 ORG FL DOM	
V902001GLVD	2 90 ELL 001 GLV FL DOM	
V902010D	2 90 ELL 10 ORG DOM	
V90210	2 90 ELL 10 ORG	
V9025001	2-1/2 90 ELL 001 ORG FL	
V9025001D	2-1/2 90 ELL 001 ORG FL DOM	
V9025001GLV	2-1/2 90 ELL 001 GLV FL	
V902510	2-1/2 90 ELL 10 ORG	
V902510D	2-1/2 90 ELL 10 ORG DOM	
V902510DRN	2-1/2 90 ELL 10DR MCH 1 DRN	
V903001	3 90 ELL 001 ORG FL	
V903001D	3 90 ELL 001 ORG FL DOM	
V903001GLVD	3 90 ELL 001 GLV FL DOM	
V90310	3 90 ELL 10 ORG	
V90310DRN	3 90 ELL 10DR MCH 1 TAP DRN	
V904001	4 90 ELL 001 ORG FL	
V904001D	4 90 ELL 001 ORG FL DOM	
V904001GLVD	4 90 ELL 001 GLV FL DOM	
V90410	4 90 ELL 10 ORG	
V90410D	4 90 ELL 10 DOM	
V90410DRN	4 90 ELL 10DR MCH 1 DRN	
V906001	6 90 ELL 001 ORG FL	
V906001D	6 90 ELL 001 ORG FL DOM	
V906001GLVD	6 90 ELL 001 GLV FL DOM	
V90610	6 90 ELL 10 ORG	
V90610DRN	6 90 ELL 10DR ORG MCH 1 DRN	
V908001	8 90 ELL 001 ORG FL	
V908001D	8 90 ELL 001 ORG FL DOM	
VA000AQFINB	AB3 SURFACE MOUNT BRACKET	











VA000AQFRE4	1/2" LG DIA RED 90 4" LENGTH	
VA000AQFRE5	1/2" LG DIA RED 90 6" LENGTH	
VA000AQFRE6	3/4" LG DIA RED 90 4" LENGTH	
VA000AQFRE7	3/4" LG DIA RED 90 6" LENGTH	
VA004AQBDE1	1/2" LOW PRO LONG 90 RECESSED	
VA004AQBDEL	1/2" LOW PRO SHORT 90 CONC	
VA004AQB RNH	1/2" X 5-3/4" RED NIPPLE	
VA006AQBDEL	3/4" LOW PRO SHORT 90 CONC	
VA090AQFRNH	1/2" DIA RED LONG 9" VICFLX	
VA130AQFRNH	1/2" x13" NPT REDUCING NIPPLE	
VA240AB1ADJ	24IN AB1 ADJ BKT ASY	NO MORE STOCK
VA240AB2000	24IN AB2 ADJ BKT ASY	
VA240AB500N	AB5 WOOD/METAL STUD BRACKET 24	
VA240B11000	AB11 LOW PROFILE BRACKET 24"	
VA31HAQBBA1	31x1/2 BRD HOSE W/5-3/4 AH1	
VA31HAQFBA2	31x1/2 BRD HOSE W/5-3/4 AH2	
VA323BCQ42068012	V3202 Q155 5.6K CH REC @ 68"	
VA323BCS42056F12	V3201 S155 5.6K CH REC @ 56"	
VA323PCQ41068F15	V3204 Q155 5.6K BR CONC @ 68"	
VA363BJQ42018013UB624	QR 286 PND CH 18" S/S AH2 48"	
VA36HAQBBA1	36x1/2 BRD HOSE W/5-3/4 AH1	
VA36HAQFBA2	36x1/2 BRD HOSE W/5-3/4 AH2	
VA3F3BFQ44W38013	V3506 Q200 5.6K WH PND 38" S&S	
VA3F3BFQ4NX50013	V3506 Q200 5.6K CH PND 50" S&S	
VA480AB1ADJ	48IN AB1 ADJ BKT ASY	
VA480AB200N	48IN AB2 ADJ BKT ASY	
VA48HAQBBA1	48x1/2 BRD HOSE W/5-3/4 AH1	
VA48HAQFBA2	48x1/2 BRD HOSE W/5-3/4 AH2	
VA48TAQBBA1	48x3/4 BRD HOSE W/5-3/4 AH1	
VA48TAQFBA2	48x3/4 BRD HOSE W/5-3/4 AH2	
VA60HAQBBA1	60x1/2 BRD HOSE W/5-3/4 AH1	
VA60HAQFBA2	60x1/2 BRD HOSE W/5-3/4 AH2	
VA72HAQBBA1	72x1/2 BRD HOSE W/5-3/4 AH1	
VA72HAQFBA2	72x1/2 BRD HOSE W/5-3/4 AH2	






















VBAGABV07	3/4" CGA BALL VALVE (GAS COCKS	
VBBV07FPNL	3/4" BRASS BALL VALVE- FP-NL	
VBBV12FPNL	1-1/4" BRASS BALL VALVE FULLPO	
VBBVFPL02	1/4" Brass Ball Valve-Full Pt-	
VBBVFPL03	3/8" Brass Ball Valve-Full Pt-	
VBBVFPL05	1/2" Brass Ball Valve-Full Pt-	
VBBVFPL07	3/4" Brass Ball Valve-Full Pt-	
VBBVFPL10	1 " Brass Ball Valve-Full Pt-	
VBBVFPL12	1-1/4" Brass Ball Valve-Full P	
VBBVFPL15	1-1/2" Brass Ball Valve-Full P	
VBBVFPL20	2" Brass Ball Valve-Full Pt-Ld	
VBBVFPL25	2-1/2" Brass Ball Valve-Full P	
VBBVFPL30	3" Brass Ball Valve-Full Pt-Ld	
VBBVFPL40	4" Brass Ball Valve-Full Pt-Ld	
VBGV02	1/4" GATE VALVE - 200#	
VBGV05	1/2" GATE VALVE-200#	
VBGV07	3/4" GATE VALVE-200#	
VBGV10	1" GATE VALVE-200#	
VBGV12	1-1/4" GATE VALVE-200#	
VBGV15	1-1/2" GATE VALVE-200#	
VBGV20	2" GATE VALVE-200#	
VBGV25	2-1/2" GATE VALVE-200#	
VBGV40	4" GATE VALVE-200#	
VBNKHB05	1/2" NOKINK HOSE BIBB MALE TH	
VCAP12006	1-1/4 CAP 006 ORG	
VCAP12006D	1-1/4 CAP 006 ORG DOM	
VCAP12006GLVD	1-1/4 CAP 006 GLV DOM	
VCAP15006	1-1/2 CAP 006 ORG	
VCAP15006D	1-1/2 CAP 006 ORG DOM	
VCAP15006GLV	1-1/2 CAP 006 GLV	
VCAP15006GLVD	1-1/2 CAP 006 GLV DOM	
VCAP2006	2 CAP 006 ORG	
VCAP2006D	2 CAP 006 ORG DOM	
VCAP2006GLVD	2 CAP 006 GLV DOM	

VCAP25006	2-1/2 CAP 006 ORG	
VCAP25006D	2-1/2 CAP 006 ORG DOM	
VCAP260TAPD	2 CAP 60 ORG 1 TAP DOM	
VCAP3006	3 CAP 006 ORG	
VCAP3006D	3 CAP 006 ORG DOM	
VCAP3006GLVD	3 CAP 006 GLV DOM	
VCAP4006	4 CAP 006 ORG	
VCAP4006D	4 CAP 006 ORG DOM	
VCAP4006GLVD	4 CAP 006 GLV DOM	
VCAP6006	6 CAP 006 ORG	
VCAP6006D	6 CAP 006 ORG DOM	
VCAP8006	8 CAP 006 ORG	
VCAP8006D	8 CAP 006 ORG DOM	
VCSS1535	1-1/2 CSS 35 ORG	
VF010145P00	1" 145 FIRELOCK IGS ELBOW	
VFB02067P00	1-1/4x1/2 DI GRVXTHD 90	
VFB04067P00	1-1/4x3/4 DI GRVXTHD 90	
VFB05067P00	1-1/4x1 DI GRVXTHD 90	
VFB26067P00	1-1/2x1/2 GRVXTHD 90	
VFB28067P00	1-1/2x3/4 DI GRVXTHD 90	
VFB29067P00	1-1/2x1 DI GRVXTHD 90	
VFB57067P00	2x1/2 DI GRVXTHD 90	
VFB59067P00	2x3/4 DI GRVXTHD 90	
VFB60067P00	2x1 DI GRVXTHD 90	
VFD19060G01	4 CAP 60 GLV 1/2 TAP OFF CTR	
VFK27140U00	1x1 140 IGS ADPT FIRELOCK	
VFLG10741BLK	10 FLG 741 E BLK	
VFLG25744	2-1/2 FLG 744 E TYPE A VP PNT	
VFLG2744	2 FLG 744 E TYPE A VP PNT	
VFLG2744D	2 FLG 744 E TYPE A VP PNT DOM	
VFLG3744	3 FLG 744 E TYPE A VP PNT	
VFLG3744D	3 FLG 744 E TYPE A VP DOM	
VFLG4744	4 FLG 744 E TYPE A VP PNT	
VFLG4744D	4 FLG 744 E TYPE A VP PNT DOM	























VFLG5744	5 FLG 744 E TYPE A VP PNT	
VFLG6744	6 FLG 744 E TYPE A VP PNT	
VFLG6744D	6 FLG 744 E TYPE A VP PNT DOM	
VFLG8744	8 FLG 744 E TYPE A VP PNT	
VFLXCPL1004	1 CPL 004 E TYPE A VP ORG	
VFLXCPL12004	1-1/4 CPL 004 E TYPE A ORG	
VFLXCPL12004D	1-1/4 CPL 004 TYPE A ORG D	
VFLXCPL12004GLVD	1-1/4 CPL 004 E TYPE A GLV DOM	
VFLXCPL15004	1-1/2 CPL 004 E TYPE A ORG	
VFLXCPL15004D	1-1/2 CPL 004 TYPE A ORG D	
VFLXCPL2004	2 CPL 004 E TYPE A VP ORG	
VFLXCPL2004D	2 CPL 004 E TYPE A VP ORG D	
VFLXCPL2004GLVD	2 CPL 004 E TYPE A VP GLV D	
VFLXCPL25004	2-1/2 CPL 004 E TYPE A ORG	
VFLXCPL25004D	2-1/2 CPL 004 TYPE A ORG D	
VFLXCPL25004GLV	2-1/2 CPL 004 E TYPE A GLV	
VFLXCPL3004	3 CPL 004 E TYPE A VP ORG	
VFLXCPL3004D	3 CPL 004 E TYPE A VP ORG D	
VFLXCPL4004	4 CPL 004 E TYPE A VP ORG	
VFLXCPL4004D	4 CPL 004 E TYPE A VP ORG D	
VFLXCPL4004GLVD	4 CPL 004 E TYPE A VP GLV D	
VFLXCPL6004	6 CPL 004 E TYPE A VP ORG	
VFLXCPL6004D	6 CPL 004 E TYPE A VP ORG D	
VFLXCPL6004GLVD	6 CPL 004 E TYPE A VP GLV D	
VFLXCPL8004	8 CPL 004 E TYPE A VP ORG	
VFLXCPL8004D	8 CPL 004 E TYPE A VP ORG D	
VIR9015101	1-1/2 101 90 ELL TYPE A ORG IR	
VIR902101	2 101 90 ELL TYPE A ORG IR	
VIR9025101	2-1/2 101 90 ELL TYPE A ORG IR	
VIRTEE15102	1-1/2 102 TEE TYPE A ORG IR	
VIRTEE2102	2 102 TEE TYPE A ORG IR	
VLB05115PE0	1-1/4"x1" STYLE 115 RED. CPL	
VLB29115PE0	1-1/2"x1" STYLE 115 RED. CPL	
VRGDCPL10810	1 CPL 108 IGS TYPE A VP ORG	

VRGDCPL12005	1-1/4 CPL 005 TYPE A VP ORG	
VRGDCPL12009	1-1/4 CPL 009N TYPE A VP ORG	
VRGDCPL12009D	1-1/4 CPL 009N TYPE A VP ORG D	
VRGDCPL12009GLVD	1-1/4 CPL 009N TYPE A VP GLV D	
VRGDCPL12009V	1-1/4 CPL 009V ORG	
VRGDCPL12009VD	1-1/4 CPL 009V DOM	
VRGDCPL15005	1-1/2 CPL 005 TYPE A VP ORG	
VRGDCPL15009GLVD	1-1/2 CPL 009N TYPE A VP GLV D	
VRGDCPL15009V	1-1/2 CPL 009V ORG	
VRGDCPL15009VD	1-1/2 CPL 009V DOM	
VRGDCPL2005	2 CPL 005 TYPE A VP ORG	
VRGDCPL2009D	2 CPL 009N TYPE A VP ORG DOM	
VRGDCPL2009GLVD	2 CPL 009N TYPE A VP GLV DOM	
VRGDCPL2009V	2 CPL 009V ORG	
VRGDCPL2009VD	2 CPL 009V ORG DOM	
VRGDCPL25005	2-1/2 CPL 005 TYPE A VP ORG	
VRGDCPL25009V	2-1/2 CPL 009V ORG	
VRGDCPL25009VD	2-1/2 CPL 009V ORG DOM	
VRGDCPL25109	2-1/2 CPL 109 FIRELOCK INSTALL	
VRGDCPL3005	3 CPL 005 TYPE A VP ORG	
VRGDCPL3009D	3 CPL 009N TYPE A VP ORG DOM	
VRGDCPL3009GLVD	3 CPL 009N TYPE A VP GLV DOM	
VRGDCPL3009V	3 CPL 009V ORG	
VRGDCPL3009VD	3 CPL 009V ORG DOM	
VRGDCPL4005	4 CPL 005 TYPE A VP ORG	
VRGDCPL4009D	4 CPL 009N TYPE A VP ORG DOM	
VRGDCPL4009GLVD	4 CPL 009N TYPE A VP GLV DOM	
VRGDCPL4009V	4 CPL 009V ORG	
VRGDCPL4009VD	4 CPL 009V ORG DOM	
VRGDCPL5005	5 CPL 005 TYPE A VP ORG	
VRGDCPL6005	6 CPL 005 TYPE A VP ORG	
VRGDCPL6009D	6 CPL 009N TYPE A VP ORG DOM	
VRGDCPL6009GLVD	6 CPL 009N TYPE A VP GLV DOM	
VRGDCPL6009V	6 CPL 009V ORG	

VRGDCPL6009VD	6 CPL 009V ORG DOM	
VRGDCPL8005	8 CPL 005 TYPE A VP ORG	
VRGDCPL8009V	8 CPL 009V ORG	
VS000757K01	757 REGR AIR MNTC VLV TRM ASY	
VS000BOX100	100 HEAD COUNT BOX	NOT FOR SALE
VS004746005	NXT DRY ACCL 746 LPA	
VS014776002	776 ACTUATOR	
VS014UMCL00	11/2 UMC GxG LH W/O BFLY	
VS014UMCR00	11/2 UMC GxG RH W/O BFLY	
VS020N68403	2 VQR DRY VLV 768N W/776	
VS024N68403	2 1/2 VQR DRY VLV 768N W/776	
VS024UMCLV0	2-1/2 UMC GxG LH W/BFLY	
VS0300UM000	3" UM GXG W/O CTRL VLV	
VS030N68403	3 VQR DRY VLV 768N W/776	
VS030UMCLV0	3 UMC GxG LH W/BFLY	
VS0400UM000	4 UM GXG W/O CONTROL VALVE	
VS0400UMV00	4 UM GXG W CTRL VALVE	
VS040N68403	4 VQR DRY VLV 768N W/776	
VS060N68403	6 VQR DRY VLV 768N W/776	
VS080N68403	8 VQR DRY VLV 768N W/776	
VS271ACQ410	1/2" Q155 5.6K BR UPRT V2704	
VS271ACQ420	1/2" Q155 5.6K CH UPRT V2704	
VS271ACQ440	1/2" Q155 5.6K WH UPR V2704	
VS271ACQ4B0	1/2" Q155 5.6K BLK UPR V2704	
VS271ACS410	1/2" S155 5.6K BR UPRT V2703	
VS271AFQ410	1/2" Q200 5.6K BR UPRT V2704	
VS271AFQ420	1/2" Q200 5.6K CH UPRT V2704	
VS271AFS410	1/2" S200 5.6K BR UPRT V2703	
VS271AIQ410	1/2" Q286 5.6K BR UPRT V2704	
VS271AIQ420	1/2" Q286 5.6K CH UPRT V2704	
VS271AKS410	1/2" S360 5.6K BR UPRT V2703	
VS271BCQ410	1/2" Q155 5.6K BR PND V2708	
VS271BCQ420	1/2" Q155 5.6K CH PND V2708	
VS271BCQ440	1/2" Q155 5.6K WH PND V2708	































VS271BCQ4B0	1/2" Q155 5.6K BLK PND V2708	
VS271BCS410	1/2" S155 5.6K BR PND V2707	
VS271BCS420	1/2" S155 5.6K CH PND V2707	
VS271BFQ410	1/2" Q200 5.6K BR PND V2708	
VS271BFQ420	1/2" Q200 5.6K CH PND V2708	
VS271BFQ440	1/2" Q200 5.6K WH PND V2708	
VS271BFS420	1/2" S200 5.6K CH PND V2707	
VS271BJQ420	1/2" Q286 5.6K CH PND V2708	
VS271CCQ410	1/2" Q155 5.6K BR HSW V2710	
VS271CCQ420	1/2" Q155 5.6K CH HSW V2710	
VS271CCQ440	1/2" Q155 5.6K WH HSW V2710	
VS271CCQ4B0	1/2" Q155 5.6K BLK HSW COMM	
VS271CFQ410	1/2" Q200 5.6K BR HSW V2710	
VS271CFQ420	1/2" Q200 5.6K CH HSW V2710	
VS271CFQ440	1/2" Q200 5.6K WH HSW V2710	
VS271CJQ440	1/2" Q286 5.6K WH HSW V2710	
VS271HCQ440	1/2" Q155 5.6K WH HSW V2758	
VS271HCQ4B0	1/2" Q155 5.6K BLK HSW V2758	
VS271HFQ420	1/2" Q200 5.6K CH HSW V2758	
VS271KCQH20	1/2" Q155 4.9K CH PND V2740	
VS271KCQH40	1/2" Q155 4.9K WH PND V2740	
VS271KEQH40	1/2" Q175 4.9K WH PND V2740	
VS271LCQA41	1/2" Q155 4.2K WH HSW V2738	
VS271LEQA41	1/2" Q175 4.2K WH HSW V2738	
VS271WJQ4B0	1/2" Q286 5.6K BLK PND V2726	
VS301KCQ2W0	1/2" Q155 3.0K RS WH PEN V3010	
VS333PCS42024615	1"X24.7" S155 5.6K CON PD CH	NOT STOCK
VS333PCS42025615	1"X25.7" S155 5.6K CON PD CH	NOT STOCK
VS333PCS42027415	1"X27.5" S155 5.6K CON PD CH	NOT STOCK
VS342ACQ510	3/4" Q155 8.0K BR UPRT V3402	
VS342AFQ510	3/4" Q200 8.0K BR UPRT V3402	
VS342AFQ610	3/4" Q200 11.2K BR UPR V3404	
VS342BCQ520	3/4" Q155 8.0K CH PEN V3406	
VS342GFQ640	3/4" Q200 11.2K ECLH WH PEND	

VS342HCQ510	3/4" Q155 8K BR EC HSW V3416	
VS342HCQ520	3/4" Q155 8.1K CH EC HSW	
VS3506A0040	V35 CVR PLT 135^ WHITE	
VS3506D00B0	V35 CVR PLT 165* BLK	NOT STOCK
VS363AFQ41024010	1"X24" Q200 5.6K BR UP PLAIN	
VS363AFQ41048010	1"X48" Q200 5.6K BR UP PLAIN	
VS363BCQ42006013	1"X6" Q155 5.6K CH PND SL&SK	
VS363BCQ42008013	1"X8" Q155 5.6K CH PND SL&SK	
VS363BCQ42008413	1"X8.5" Q155 5.6K CH PND SL&SK	
VS363BCQ42010013	1"X10" Q155 5.6K CH PD SL&SK	
VS363BCQ42012013	1"X12" Q155 5.6K CH PND SL&SK	
VS363BCQ42025012	1"X25" Q155 5.6K CH PND REC	NOT STOCK
VS363BCQ42026012	1"X26" Q155 5.6K CH PND REC	NOT STOCK
VS363BCQ42026612	1"X26.7" Q155 5.6K CH PND REC	NOT STOCK
VS363BCQ42027012	1"X27" Q155 5.6K CH PND REC	NOT STOCK
VS363BCQ42027412	1"X27.5" Q155 5.6K CH PND REC	NOT STOCK
VS363BCQ42028012	1"X28" Q155 5.6K CH PND REC	NOT STOCK
VS363BCQ42028212	1"X28.2" Q155 5.6K CH PND REC	NOT STOCK
VS363BCQ42028612	1"X28.7" Q155 5.6K CH PND REC	NOT STOCK
VS363BCQ42029012	1"X29" Q155 5.6K CH PND REC	NOT STOCK
VS363BCQ42029412	1"X29.5" Q155 5.6K CH PND REC	NOT STOCK
VS363BCQ42030012	1"X30" Q155 5.6K CH PND REC	NOT STOCK
VS363BCQ42030212	1"X30.2" Q155 5.6K CH PND REC	NOT STOCK
VS363BCQ42031012	1"X31" Q155 5.6K CH PND REC	NOT STOCK
VS363BCQ42031212	1"X31.2" Q155 5.6K CH PND REC	NOT STOCK
VS363BCQ42032012	1"X32" Q155 5.6K CH PND REC	NOT STOCK
VS363BCQ42054013	1"X54" Q155 5.6K CH PND SL&SK	NOT STOCK
VS363BFQ42006013	1"X6" Q200 5.6K CH PND SL&SK	
VS363BFQ42012013	1"X12" Q200 5.6K CH PND SL&SK	
VS363BFQ42018013	1"X18" Q200 5.6K CH PND SL&SK	
VS363BJQ42010013	1"X10" Q286 5.6K CH PND SL&SK	
VS363BJQ42012013	1"X12" Q286 5.6K CH PND SL&SK	
VS363BJQ42018013	1"X18" Q286 5.6K CH PND SL&SK	
VS363CCQ42004013	1"X4" Q155 5.6K CH HSW SL&SK	NOT STOCK






























VS363CCQ42006013	1"X6" Q155 5.6K CH HSW SL&SK	
VS363CCQ42007013	1"X7" Q155 5.6K CH HSW SL&SK	NOT STOCK
VS363CCQ42008013	1"X8" Q155 5.6K CH HSW SL&SK	
VS363CCQ42010013	1"X10" Q155 5.6K CH HSW SL&SK	
VS363CCQ42012013	1"X12" Q155 5.6K CH HSW SL&SK	
VS363CCQ42016013	1"X16" Q155 5.6K CH HSW SL&SK	NOT STOCK
VS363CFQ42012013	1"X12" Q200 5.6K CH HSW SL&SK	
VS363CFQ4B010012	1"X10" Q200 5.6K BLK HSW REC	NOT STOCK
VS363CFQ4B012012	1"X12" Q200 5.6K BLK HSW REC	NOT STOCK
VS3806AS040	135* WHT COV PLT V38	
VS3806AS0B0	135* BLK COV PLT V38	
VS3806AS0W0	135* BRT WHT COV PLT V38	
VS381NCQ41L	1/2" Q155 5.6K CON PEN V3806	
VS381PCQ410	1/2" Q155 5.6K BR CON PEN V3802	
VS561JA0040	135* DOM CONC CVR PL WHT	
VS561JCQ410	1/2" Q V5603 5.6K EC CONC PEND	
VS561KCQ440	1/2" Q155 5.6K RES WH PEN 5610	
VS561VCQ410	1/2" Q155 BR ECLH CON HSW DOME	
VS563PA002L	135^ LRG COV PL CHR V5606	
VS563PA00BL	135^ LRG COV PL BLK V5606	
VS563PC00BL	155^ LRG COV PL BLK V5606	
VSA72000020	V34/36 SPRINKLER GUARD	
VSE10000W0	1/2" NPT 1/2" WH REC ESC V27	
VSE1100001X	1/2" NPT 3/4" SS REC ESC V27	
VSE11000020	1/2" NPT 3/4" CH REC ESC V27	
VSE11000030	1/2" NPT 3/4" BRT BRS REC ESC V27	
VSE11000040	1/2" NPT 3/4" WH REC ESC V27	
VSE110000B0	1/2" NPT 3/4" BLK REC ESC V27	
VSE110000W0	1/2" NPT 3/4" BRT WH REC ESC	
VSE1200052B	3/4" NPT 3/4" CH REC ESC V34	
VSE1200054B	3/4" NPT 3/4" WH REC ESC V34	
VSEC000001X	STAINLESS SKIRT FOR DRY HEADS	
VSM20000000	PAINT SHIELD FOR REC HEADS	
VST01000000	V27 OPEN END WRENCH 1/2" NPT	

VST02000000	V34 OPEN END WRENCH 3/4"NPT	
VST12000002	V27-2 CONC/REC WRENCH	
VST21N00000	V38-4 SOCKET CONC. WRENCH	
VST22000000	V34 RECESSED/CONC. 3/4" NPT	
VST33P00000	V33 CONC. WRENCH	
VST43P00000	V36 DRY RECESSED/CONC. WRENCH	
VSTS337014000	V56/V81 REC OR CONC DRY & CONC	
VTEE12002	1-1/4 TEE 002 ORG FL	
VTEE12002D	1-1/4 TEE 002 ORG FL DOM	
VTEE1220	1-1/4 TEE 20 ORG	
VTEE1220D	1-1/4 TEE 20 ORG DOM	
VTEE1220GLVD	1-1/4 TEE 20 GLV DOM	
VTEE15002	1-1/2 TEE 002 ORG FL	
VTEE15002D	1-1/2 TEE 002 ORG FL DOM	
VTEE1520	1-1/2 TEE 20 ORG	
VTEE1520D	1-1/2 TEE 20 ORG DOM	
VTEE2002	2 TEE 002 ORG FL	
VTEE2002D	2 TEE 002 ORG FL DOM	
VTEE220	2 TEE 20 ORG	
VTEE25002	2-1/2 TEE 002 ORG FL	
VTEE25002D	2-1/2 TEE 002 ORG FL DOM	
VTEE2520	2-1/2 TEE 20 ORG	
VTEE2520D	2-1/2 TEE 20 ORG DOM	
VTEE3002	3 TEE 002 ORG FL	
VTEE3002D	3 TEE 002 ORG FL DOM	
VTEE3002GLV	3 TEE 002 GLV FL	
VTEE320	3 TEE 20 ORG	
VTEE4002	4 TEE 002 ORG FL	
VTEE4002D	4 TEE 002 ORG FL DOM	
VTEE420	4 TEE 20 ORG	
VTEE420D	4 TEE 20 ORG DOM	
VTEE6002	6 TEE 002 ORG FL	
VTEE6002D	6 TEE 002 ORG FL DOM	
VTEE620	6 TEE 20 ORG	

VTEE8002	8 TEE 002 ORG FL	
VTEE8002D	8 TEE 002 ORG FL DOM	
VY000325390	1/2" STD SPKR WRENCH 325390	
VY000325391	1/2" REC/CONC SPR WRENCH 32539	
VY000332706	135^ LRG COV PL WH S563PA00WL	
VY000332711	155^ LRG COV PL WH S563PC00WL	
VY000332765	1" ADJ/CONC SPRINKLR WRENCH 33	
VY000332892	135^ WH COV PL 332892	
VY00332073W	1/2"X1/2" WH RECESS ESC 332073	
VY00332892B	135^ BLK COV PL 332892B	
VY0317817RV	4 UMC GxG RH W/BFLY	
VY112115501	3/4"Q155 11.2K BR STR UPR 1121	
VY112120001	3/4"Q200 11.2K BR STR UPR 1121	
VY317798010	8 UMC GXG RH W/BFLY	
VY317806RVH	2 UMC GXG RH W/BFLY	
VY317809RVH	2-1/2 UMC GxG RH W/BFLY	
VY317812RVH	3 UMC GxG RH W/BFLY	
VY317818RVH	6 UMC GxG RH W/BFLY	
VY317843RBH	11/4 UMC GXG RH W/BFLY	
VY317844RVH	11/2 UMC GXG RH W/BFLY	
VY443115503	1/2" RS155 4.4K WH HSW 4431	
VY443117503	1/2" RS175 4.4K WH HSW 4431	
VY490615501	1/2" Q155 4.9K CONC PND 49061	
VY560615501	1/2" Q155 5.6K BR CONC 5606	
VY560617501	1/2" Q175 5.6K BR CONC 5606	
VY560620001	1/2" Q200 5.6K BR CONC 5606	
VY560820001	1/2" Q200 5.6K BR IC UPR 5608	
VY561415503	1/2" Q155 5.6K WH PND ECLH 561	
WELDAL050-150	1/2 X 1-1/2 THREAD WELD OLET	
WELDAL075-250	3/4 X 2-1/2 THREAD WELD OLET	
WELDAL100-150	1 X 1-1/2THREAD WELD OLET	
WELDAL100-250	1 X 2-1/2 THREAD WELD OLET	
WELDAL125-250	1-1/4 X 2-1/2 THREAD WELD OLET	
WELDAL125-4	1-1/4 X 4 THREAD WELD OLET	

WELDAL150-2	1-1/2 X 2 THREAD WELD OLET	
WELDAL150-3	1-1/2 X 3 THREAD WELD OLET	
WELDAL150-4	1-1/2 X 4 THREAD WELD OLET	
WELDMERGOL12X12	1-1/4" X 1-1/4" MERIT GRV-O-LE	
WELDMERGOL12X15	1-1/4" X 1-1/2" MERIT GRV-O-LE	
WELDMERGOL12X2025	1-1/4" X 2_2-1/2" MERIT GRV-O-	
WELDMERGOL12X3040	1-1/4" X 3-4" MERIT GRV-O-LET	
WELDMERGOL15X15	1-1/2" X 1-1/2" MERIT GRV-O-LE	
WELDMERGOL15X20	1-1/2" X 2" MERIT GRV-O-LET	
WELDMERGOL15X25	1-1/2" X 2-1/2" MERIT GRV-O-LE	
WELDMERGOL15X3040	1-1/2" X 3-4" MERIT GRV-O-LET	
WELDMERGOL15X5080	1-1/2" X 5-8" MERIT GRV-O-LET	
WELDMERGOL20X20	2" X 2" MERIT GRV-O-LET	
WELDMERGOL20X25	2" X 2-1/2" MERIT GRV-O-LET	
WELDMERGOL20X30	2" X 3" MERIT GRV-O-LET	
WELDMERGOL20X40	2" X 4" MERIT GRV-O-LET	
WELDMERGOL20X60	2" X 6" MERIT GRV-O-LET	
WELDMERGOL25X25	2-1/2" X 2-1/2" MERIT GRV-O-LE	
WELDMERGOL25X30	2-1/2" X 3" MERIT GRV-O-LET	
WELDMERGOL25X40	2-1/2" X 4" MERIT GRV-O-LET	
WELDMERGOL25X60	2-1/2" X 6" MERIT GRV-O-LET	
WELDMERGOL25X80	2-1/2" X 8" MERIT GRV-O-LET	
WELDMERGOL30X40	3" X 4" MERIT GRV-O-LET	
WELDMERGOL30X60	3" X 6" MERIT GRV-O-LET	
WELDMERGOL40X40	4" X 4" MERIT GRV-O-LET	
WELDMERGOL40X60	4" X 6" MERIT GRV-O-LET	
WELDMERGOL40X80	4" X 8" MERIT GRV-O-LET	
WELDMERGOL60X60	6" X 6" MERIT GRV-O-LET	
WELDMERGOL60X80	6" X 8" MERIT GRV-O-LET	
WELDMERGOL80X80	8" X 8" MERIT GRV-O-LET	
WELDMERTOL05X1220	1/2"X1-1/4"-2" MERIT THD O LET	
WELDMERTOL05X2580	1/2"X2-1/2"-8" MERIT THD O LET	
WELDMERTOL07X1220	3/4"X1-1/4"-2" MERIT THD O LET	
WELDMERTOL07X2580	3/4"X2-1/2"-8" MERIT THD O LET	

WELDMERTOL10X1215	1"X1-1/4"-1-1/2"MERIT THD O LE	
WELDMERTOL10X1520	1"X1-1/2"-2"MERIT THD O LET	
WELDMERTOL10X2025	1"X2"-2-1/2" MERIT THD O LET	
WELDMERTOL10X2540	1"X2-1/2-4" MERIT THD O LET	
WELDMERTOL10X5080	1"X5-8" MERIT THRD-O-LET	
WELDMERTOL12X225	1-1/4" X 2-2-1/2" MERIT TOL	
WELDMERTOL12X2530	1-1/4"X2-1/2-3"MERIT THD O LET	
WELDMERTOL12X3040	1-1/4"X3"-4"MERIT THD O LET	
WELDMERTOL12X5080	1-1/4"X5-8"MERIT THD O LET	
WELDMERTOL15X3040	1-1/2"X3-4" MERIT THD O LET	
WELDMERTOL20X40	2"X4" MERIT THD O LET	
WELDMERTOL20X60	2"X6"MERIT THD O LET	
WELDMERTOL25X40	2-1/2" X 4" MERIT THRD-O-LET	
WELDMERTOL25X60	2-1/2" X 6" MERIT THRD-O-LET	
WELDSCGOL12X30	1-1/4x3 GR-40 SC GOL	
WELDSCGOL12X4050	1-1/4x4-5 GR-40 SC GOL	
WELDSCGOL15X30	1-1/2x3 GR-40 SC GOL	
WELDSCGOL15X4050	1-1/2x4-5 GR-40 SC GOL	
WELDSCGOL25X40	2-1/2x4-5 300PSI SC GOL	
WELDSCGOL25X60	2-1/2x6 300PSI SC GOL	
WELDSCTOL30X60	3x6 GR-40 SC TOL	
WELDSPFGOL125080	1 1/4X5-8 GR-40 SPF GOL	
WELDSPFGOL12X2025	1 1/4X2-2 1/2 GR-40 SPF GOL	
WELDSPFGOL15X20	1 1/2X2 GR-40 SPF GOL	
WELDSPFGOL15X25	1 1/2X2 1/2 GR-40 SPF GOL	
WELDSPFGOL20X25	2X2 1/2 GR-40 SPF GOL	
WELDSPFGOL20X30	2X3 GR-40 SPF GOL	
WELDSPFGOL20X40	2X4 GR-40 SPF GOL	
WELDSPFGOL20X60	2X6 GR-40 SPF GOL	
WELDSPFGOL25X60	2 1/2X6 GR-40 SPF GOL	
WELDSPFGOL4080	4X8 GR-40 SPF GOL	
WELDSPFGOL40X40	4X4 GR-40 SPF GOL	
WELDSPFGOL40X60	4X6 GR-40 SPF GOL	
WELDSPFTOL05X1220	1/2"X1 1/4- 2" FEM SPF TOL	

WELDSPFTOL05X2025	1/2"X2-21/2" FEM THRD-O-LET SP	
WELDSPFTOL05X2580	1/2"X2 1/2-8" FEM THRD-O-LET SP	
WELDSPFTOL07X1220	3/4"X1-1/4-2" FEM THRD-O-LET S	
WELDSPFTOL07X1520	3/4"X1-1/2-2" FEM THRD-O-LET S	
WELDSPFTOL07X2025	3/4"X2-21/2" FEM THRD-O-LET SP	
WELDSPFTOL07X2580	3/4"X21/2-8" FEM THRD-O-LET SP	
WELDSPFTOL10X2540	1"X2 1/2-4" FEM THRD-O-LET SPF	
WELDSPFTOL10X5080	1"X5-8" FEM THRD-O-LET SPF	
WELDSPFTOL12X1520	1 1/4X1 1/2"-2" FEM THRD-O-LET S	
WELDSPFTOL12X2025	1 1/4X2"-21/2" FEM THRD-O-LET S	
WELDSPFTOL15X15	1 1/2X1 1/2 FEM THRD OUTLET SPF	
WELDSPFTOL15X20	1 1/2X2" FEM THRD-O-LET SPF	
WELDSPFTOL15X25	1 1/2X2 1/2" FEM THRD-O-LET SPF	
WELDSPFTOL15X3040	1 1/2X3"-4" FEM THRD-O-LET SPF	
WELDSPFTOL15X40	1 1/2X4" FEM THRD-O-LET SPF	
WELDSPFTOL20X20	2"X2" FEM THRD-O-LET SPF	
WELDSPFTOL20X25	2"X2 1/2" FEM THRD-O-LET SPF	
WELDSPFTOL20X30	2"X3" FEM THRD-O-LET SPF	
WELDSPFTOL20X40	2"X4" FEM THRD-O-LET SPF	
WELDSPFTOL20X60	2"X6" FEM THRD-O-LET SPF	
ZANTIFREEZE	5 GAL ANTIFREEZE	
ZBRN10X115	1" X 1 1/2" BRASS NIPPLE	
ZCIFRTEE151205I	1-1/2"X1-1/4"X1/2" CI RED TEE	
ZCP4217-025	2-1/2" CPVC 45° ELBOW	
ZCP4237-339	3"X2.5" CPVC BUSHING	
ZCP4238-130BRG	1"X1/2" CPVC R-BUS GSK	
ZCPS152010CO	1"CPVC SWING CHECK VALVE	
ZCPS152012CO	1-1/4"CPVC SWING CHECK VALVE S	
ZCPS152015CO	1-1/2" CPVC SWING CHECK VALVE	
ZDTRFR902005	2"X1/2" 90° DI THRD RED ELBOW	
ZDTRFR902015	2"X1-1/2" 90° DI THRD RED ELBO	
ZDTRFRTEE202015	2"X2"X1-1/2" DI THRD RED TEE	
ZESCIC075	3/4" CH 2PC STEEL CUP ESCIC075	
ZFPBAUTOSPRK	4" IPS BRASS AUTO SPRK PLATE	

ZFPFHAFNPTXFNST25	2 1/2" FNPT X FNST HOSE ADAPTE	
ZFPKBTZ12334	1/2"X3-3/4" KB-TZ STD STUD ANC	
ZFPKBTZ383	3/8"X3" KB-TZ STD STUD ANCHOR	
ZFPSSNOOT25	2-1/2" SINGLE SNOOT	
ZFPWHWP15	1 1/2" WH PLASTIC WALL PLATE	
ZFV4A-108-T2	2" DBL BACKFLOW VLVE APOLLO	
ZFV4ALF10C09A-60	6" LF NO-MTR BTFY-DCLF4A-MBG6	
ZFVAGV075	3/4" GLOBE VALVE	
ZFVAGV125	1 1/4" GLOBE VALVE	
ZFVAGV150	1 1/2" GLOBE VALVE	
ZFVANRS3-FF-040	4" FXF NRS GATE VALVE	
ZFVBAV12	1 1/4" BRASS ANGLE VALVE	
ZFVBAV15	1 1/2" BRASS ANGLE VALVE	
ZFVGDDCBFLF40	4" LF W/MTR BTFY-DCDALF4A-MBG	
ZFVJKDZ85-400	4" GXG NRS GATE VALVE	
ZFVPTSC	PLUG TYPE SUPERVISORY INDICATO	
ZFVRCWBV30	3" COMM RISER w/BASE TRIM	
ZFVRCWBV60	6" COMM RISER w/BASE TRIM	
ZFVRRISPRVTRIMKIT2530	COMMERCIAL RISER PRV TRIM KIT	
ZFVRRWCV20	2" RESI RISER MANIFOLD POTTER	
ZFVRSDBF12	1-1/4" RES DOUBLE BACKFLOW VAL	
ZFVT&D-015	1 1/2" TEST AND DRAIN	
ZFX-90D-50C	1/2" ALEUM RED 90	
ZHANG20750	FIG. 207 1/2 THREADED SIDE BEA	
ZHANGPC21210	1" FIG 212 ANVIL PIPE CLAMP	
ZHANGQBCLAMPD2510	2-1/2" X 1" FIG776 QBRACE CLAM	
ZHANGVCONINSERTKIT	CONCRETE INSTALLATION KIT	
ZHANGVMETALSWIVXP35	3/8" METAL SXP35 SWIV XPRESS	
ZSH11807CO	3/4" CPVC REPAIR COUPLING	
ZSH11810CO	1" CPVC REPAIR COUPLING	
ZV3X15CONCRED50D	3x1 1/2 CONC RD 50 ORG DOM	
ZV6x15MT920GRV	6x1 1/2 MEC-T 920 GRV	
ZVBBV02FPNL	1/4" BRASS BALL VALVE- FP-NL	
ZVBBV03FPNL	3/8" BRASS BALL VALVE- FP-NL	

ZVBBV07	3/4" BRASS BALL VALVE - Red. P	
ZVBBV10	1" BRASS BALL VALVE - Red. Por	
ZVBBV15	1-1/2" BRASS BALL VALVE - Red.	
ZVBBV15FPNL	1-1/2" BRASS BALL VALVE FULLPO	
ZVBBV20FPNL	2" BRASS BALL VALVE- FP-NL	
ZVBBV40	4" BRASS BALL VALVE Red. Port	
ZVBGV03	3/8" GATE VALVE-200#	
ZVBHBNL07	3/4" NL HOSE BIBB	
ZVBNKHB07	3/4" NOKINK HOSE BIBB MALE TH	
ZVBNKHBF07	3/4" NO KINK HOSE BIBB FEM TH	
ZVFLG25744D	2 1/2 FLG 744 E TYPE A VP DOM	
ZVS040747AFPU1400	4" 747M RISER 14K PRE. ASS.	
ZVS271BJQ4N0	1/2" Q286 5.6K VC250 PND V2708	
ZWELDMERGOL30X30	3" X 3" MERIT GRV-O-LET	
ZWELDSPFTOL12X5080	1-1/4"X5-8" FEM THRD-O-LET SPF	
ZZHANGVCONCSAM20	3/8"X2" VERT CONC SAMMY CST20	